

Product data sheet

Specifications



Power Relay, General Purpose Relays, DPDT, LED clear cover, lock push button, faston terminals, 15A, 120V AC, 2NO + 2NC

782XBXM4L-120A

⚠ To be discontinued

⚠ To be discontinued on: Mar 31, 2026

⚠ To be end-of-service on: Jun 30, 2026

Product availability: Stock - Normally stocked in distribution facility

Main

Product Range	Legacy
Product Type	Power relay
Switch Function	DPDT
Contact Composition	2 NO + 2 NC

Complementary

Input Current	15 A
Contacts Material	Silver alloy, gold flashed
Local Signalling	LED Flag
Control Type	Lockable test button
Minimum Switching Current	10 mA 17 V
Coil Resistance	4430 Ohm
Input voltage	120 V AC
Drop-out Voltage Threshold	$\geq 0.15 U_c$ AC $\geq 0.1 U_c$ DC
Rated Operational Current	15 A at 120...277 V AC conforming to UL 15 A at 28 V DC conforming to UL 15 A at 120/150 V AC conforming to CSA 10 A at 151/277 V AC conforming to CSA 15 A at 28 V DC conforming to CSA 15 A at 250 V AC (NO) conforming to IEC 15 A at 28 V DC (NO) conforming to IEC 7.55 A at 250 V AC (NC) conforming to IEC 7.55 A at 28 V DC (NC) conforming to IEC
Power consumption in W	1.15 W DC
Power consumption in VA	1.4 VA AC
Voltage Range	0.8...1.1 U_n AC/DC
Maximum Switching Voltage	300 V AC UL 300 V AC CSA 250 V AC IEC
Motor Power HP	0.5 hp 120 V AC 50/60 Hz 1 hp 277 V AC 50/60 Hz
Connections Terminals	Faston terminals

Price is "List Price" and may be subject to a trade discount – check with your local distributor or retailer for actual price.

Mounting	Socket
Height	1.5 in (39.1 mm)
Width	0.8 in (21 mm)
Depth	1.07 in (27.3 mm)
Product Weight	1.3 oz (36 g)
Operating Time	20 ms operating 20 ms tripping

Environment

Ambient Air Temperature for Operation	-40...131 °F (-40...55 °C)
Ambient Air Temperature for Storage	-40...185 °F (-40...85 °C)
Product Certifications	UL CE CSA
Electrical Durability	100000 cycles resistive
Mechanical Durability	10000000 cycles
Dielectric Strength	2000 V AC between coil and contact 2000 V AC between poles 1500 V AC between contacts
Shock Resistance	15 gn in operation
Vibration Resistance	+/- 1 mm 10...35 Hz) 3 gn 35...150 Hz)

Ordering and shipping details

Category	US10CP221127
Discount Schedule	0CP2
GTIN	3606480280320
Returnability	Yes
Country of origin	CN

Packing Units

Unit Type of Package 1	PCE
Nbr. of units in pkg.	1
Package 1 Height	1.07 in (2.73 cm)
Package 1 Width	0.8 in (2.1 cm)
Package 1 Length	1.85 in (4.71 cm)
Package weight(Lbs)	1.3 oz (36 g)

Contractual warranty

Warranty (in months)	18
-----------------------------	----




Environmental Data


Schneider Electric aims to achieve Net Zero status by 2050 through supply chain partnerships, lower impact materials, and circularity via our ongoing “Use Better, Use Longer, Use Again” campaign to extend product lifetimes and recyclability.

[Environmental Data explained >](#)


[How we assess product sustainability >](#)

 Environmental footprint	
Carbon footprint (kg CO2 eq, Total Life cycle)	20
Environmental Disclosure	Product Environmental Profile

Use Better

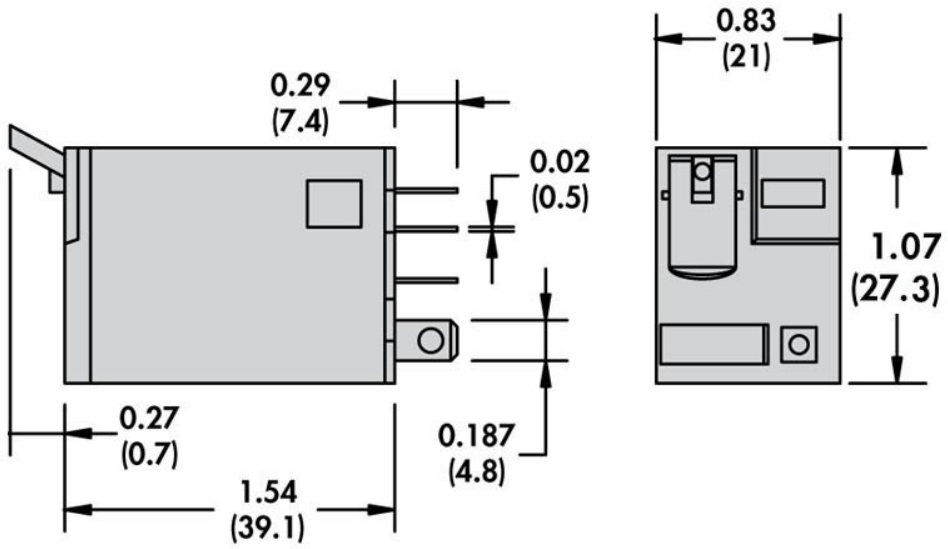
 Materials and Substances	
Packaging made with recycled cardboard	Yes
Packaging without single use plastic	Yes
EU RoHS Directive	Pro-active compliance (Product out of EU RoHS legal scope)
REACH Regulation	REACH Declaration
California proposition 65	<p>WARNING: This product can expose you to chemicals including: Nickel compounds, which is known to the State of California to cause cancer, and Di-isodecyl phthalate (DIDP), which is known to the State of California to cause birth defects or other reproductive harm. For more information go to www.P65Warnings.ca.gov</p>

Use Again

 Repack and remanufacture	
Circularity Profile	End of Life Information
Take-back	No

Dimensions Drawings

Approximate Dimensions



Connections and Schema

Connections and Wiring Diagrams

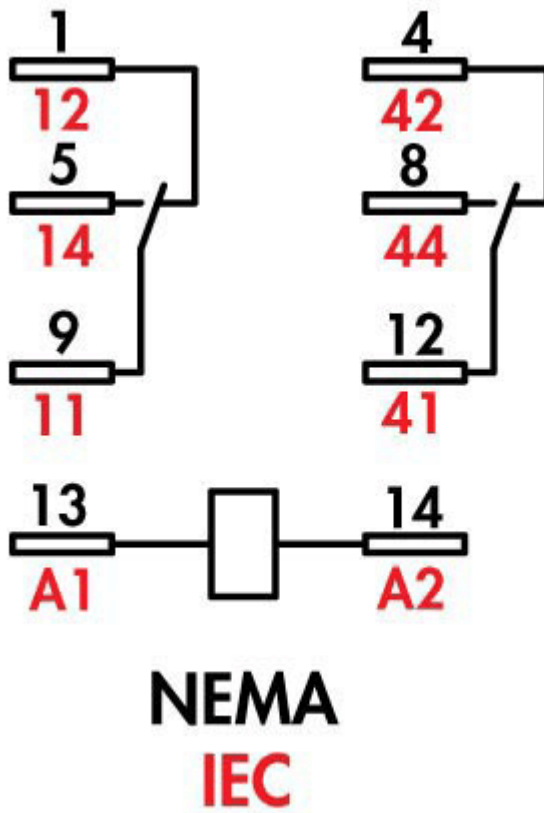


Image of product / Alternate images

Alternative



